


NARROW AISLE FLEXI



**The next generation
in space saving efficiency**



NARROW AISLE FLEXI



KMH
EQUIPMENT & SERVICES
WWW.KMHSYSTEMS.COM

THE Flexi G4 is a conventionally styled forklift that is easy to drive, and that works in about half the aisle of a conventional forklift. The Flexi is designed to operate in an aisle as narrow as 3' plus the depth of the pallet. It is capable of picking both sides of the aisle from either direction and can actually leave the aisle to unload trucks at the dock. By significantly decreasing the aisle width, 30-50% when compared to reach trucks and conventional lifts, the user significantly increases his cubic utilization of his existing space. In many applications the trailer to rack capability results in savings due to fleet and personnel reductions. **Simply stated, the Flexi let's you store more, in less space, at a lower cost.**

FLEXI works in very narrow aisles, lifts up to 2000 lbs. to heights of up to 354" and loads like a counterbalance forklift. It is the state of the art in optimizing storage capacity.



**3 Year
3,000 Hour
Warranty**

Operator friendly ergonomics set the standard for easy operation and safe performance in every situation.

1 Front Wheel Drive System. The ingenious transverse mounted drive motor, front wheel drive system drives the forks into the pallet.


2 FLEXI G4 features a steel rear counterweight for enhanced durability.

3 The wider operator compartment allows modern industrial safety boots to be worn. The automotive style accelerator and brake pedal bias to the right, are wider and fitted with rubber cushions, creating

significantly more leg room, therefore enhancing comfort and safety.

4 The G4's seat has fully adjustable lumbar support and is cloth covered for extra comfort. Optional arm rests are available. A presence switch prevents any operation unless the driver is seated.

5 The combination of a clear wide vision mast, overhead guard, smaller steering wheel, and ergonomic controls, help operators feel safe and comfortable when operating the FLEXI G4.



FLEXI eliminates the space needed by a reach truck or counterbalance truck to turn into the racking, allowing narrower aisles and consequently more bays within a given space.



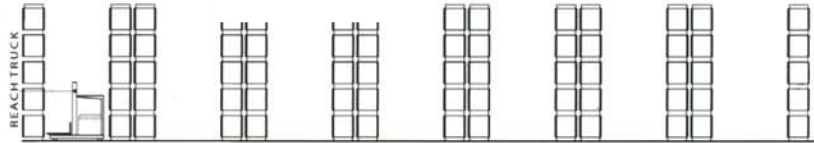
Store more in less space at a lower cost!

Compared to a standard reach truck, FLEXI G4 creates about 30% more storage space within an existing warehouse. Additionally, FLEXI G4 doesn't require any extra clearance between the

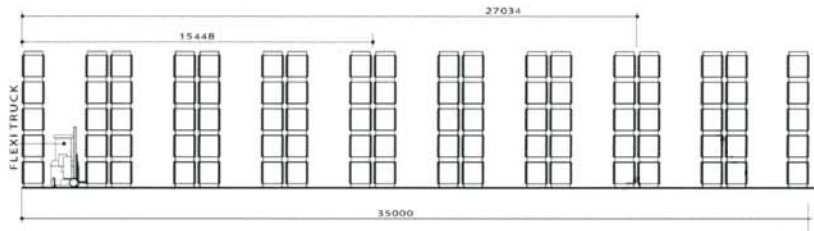
floor and pallet rack beam, for the reach truck stabilising legs.

This illustration shows just how much more you can store with the FLEXI G4.

Before FLEXI



11' Aisles



After FLEXI

7' Aisles




How to improve warehouse profitability



Unlike conventional Reach Forklifts, FLEXI off loads directly from the truck to the rack yielding up to **30% more** warehouse storage capacity.



FLEXI works outside as effectively as a counterbalance truck. With one truck doing the job of two, double handling is eliminated, enabling FLEXI to cut handling costs up to **50%.**



Flexi-G4

	Feature	Description	Units	Value
1	Manufacturer	Narrow Aisle, Inc.		
2	Model	Flexi-G4		
3	Rated Capacity (mast vertical)		lbs.	4,000 lbs. / Flexi Plus 4,500 lbs.
4	Load Center		in.	24"
5	Motive Power	Electric	48VDC	
6	Operator Position	Seated suspension		
7	Tires	Cushion Rubber		
8	Lift Height (standard)		in.	See Mast Specification
9	Free Lift (standard)		in.	See Mast Specification
10	Full Free Lift (standard)		in.	See Mast Specification
11	De-rate Capacity		in.	See Mast Specification
12	Fork Thickness		in.	1.5"
13	Fork Width		in.	4.0"
14	Stadard Taper		in.	39"
15	Fork Spacing (minimum)		in.	9.5"
16	Fork Spacing (maximum)		in.	40"
17	Mast Tilt Angle (forward / backward)		Degree	3 / 3
18	Overall Length	Rear to face of fork	in.	100"
19	Truck Width		in.	46¼"
20	Height of Mast - lowered		in.	See Mast Specification
21	Height of Mast - raised		in.	See Mast Specification
22	Seat Height		in.	4"
23	Height Over Overhead Guard		in.	91"
24	Lazer Tracker	Fork Guidance System		With Leveling Aid
25	Minimum Aisle (fast operation)	48" d x 40" w	in.	84"
26	Intersecting Aisle	48" d x 40" w	in.	102"
27	Travel Speed	Loaded/Unloaded	mph	5.5/6.0
28	Lift Speed	Loaded/Unloaded	Ft./min	70 / 90
29	Lowering Speed	Loaded/Unloaded	Ft./min	78 / 70
30	Drawbar Pull	Maximum	N	
31	Gradeability (brief / frequent)	Loaded	%	12 / 8
32	Gradeability (brief / frequent)	Unloaded	%	16 / 10.5
33	Weight of Truck	Unloaded inc/battery	lbs.	13,800 lbs.
34	Wheel Load - Laden	Maximum	lbs.	7,920 lbs.
35	Wheel Load - Unladen	Maximum	lbs.	5,500 lbs.
36	Number of Wheels	Front-driven*/rear		2* / 2
37	Front Drive Tire Size	Diameter x Width	in.	16¼" x 7"
38	Rear Tire Size	Diameter x Width	in.	18" x 6"
39	Wheelbase		in.	64"
40	Track Width - front / rear		in.	43" / 47"
41	Ground Clearance	Front Under Drive	in.	2"
42	Ground Clearance	At Wheelbase Center	in.	4.7"
43	Service Foot Brake	Hydraulic		
44	Parking Hand Brake	Mechanical		
45	Traction Motor Rating 1 hr.	Advance DC	kw	9.7
46	Hydraulic Motor Rating 1/4 hr.	Advance DC	kw	11
47	Battery Type - (Consult factory for specifications)			
48	Battery Voltage		V	48
49	Battery Capacity		AH	750 / Flexi Plus 1,000
50	Battery Weight		lbs.	3,250 lbs. / Flexi Plus 3,400 lbs.
51	Truck Control System	ZAPI H2B / MOSFET		

		Lift Height (inches)	Closed Height (inches)	Extended Height (inches)	Free Lift (inches)	Capacity Standard Chassis	Capacity Flexi Plus Option
MAST SPECIFICATIONS	T R I P L E	154	87	205	54	3650	3750
		178	95	229	62	3400	3525
		194	99.5	245	66	3200	3300
		218	108.5	269	76	3000	3100
		260	124	311	82	2430	2530
		292	136.5	343	104	2425	2425
		323	151	360	119	2100	2200
	354	163	394	131	1900	2000	
	Q U A D *	222.5	90.5	270.5	55	2900	3000
		236.5	94	284.5	57.9	2750	2850
		240.5	95	288.5	59	2700	2800
		245.5	97	293.5	61	2650	2750
		254.5	100	302.5	64.9	2500	2650
		258.5	101	306.5	65	2500	2600
270.5		105.5	318.5	70	2350	2450	
282.5	110	330.5	74	2200	2325		
307.5	117	355.5	78.9	1900	2050		

CUSTOM MAST SIZES AVAILABLE

*QUAD MAST MADE BY LIFT TECHNOLOGIES